



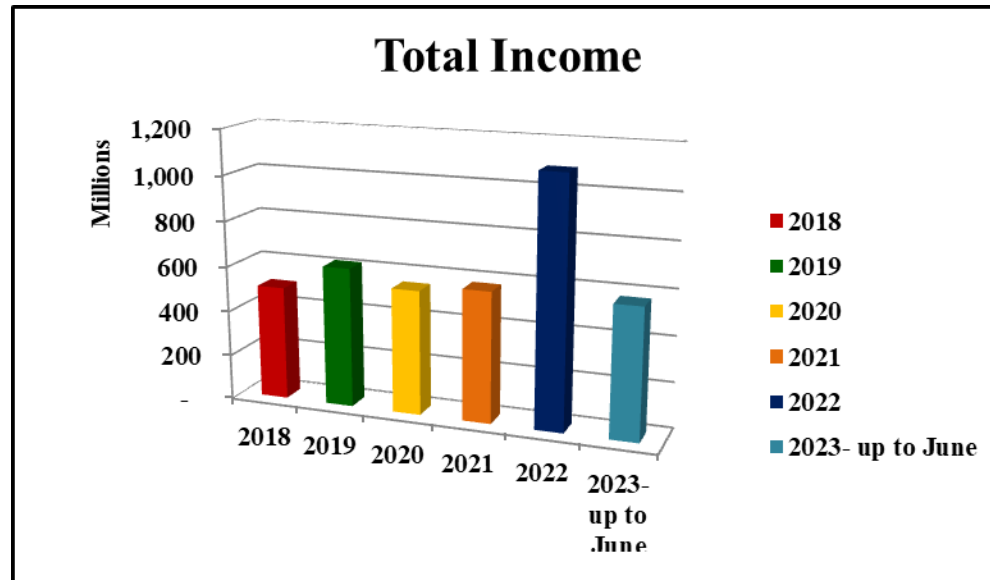
# **FINANCIAL PROGRESS REPORT**

**CEYLON FISHERY HARBOUR CORPORATION**



# Total income of Harbours 2018 - 2023

Year	2018	2019	2020	2021	2022	2023- up to June
<b>Total Income</b>	502,352,938 <b>502 Mn</b>	616,746,861 <b>616.7 Mn</b>	548,459,323 <b>548 Mn</b>	575,519,984 <b>575.5 Mn</b>	1,088,671,954 <b>1088.6 Mn</b>	574,290,239 <b>574 Mn</b>

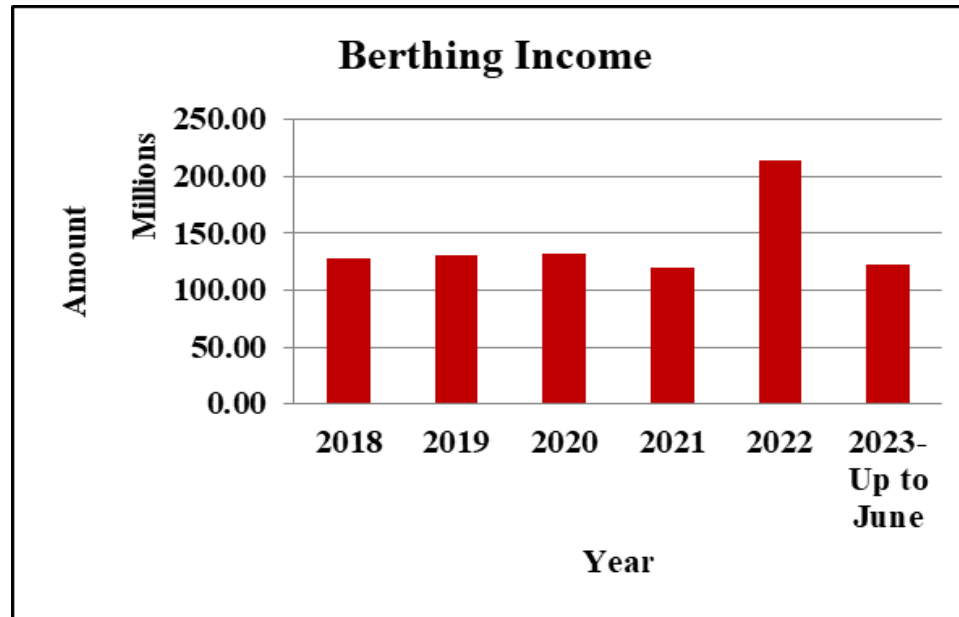




# Income Categories

## Berthing Income

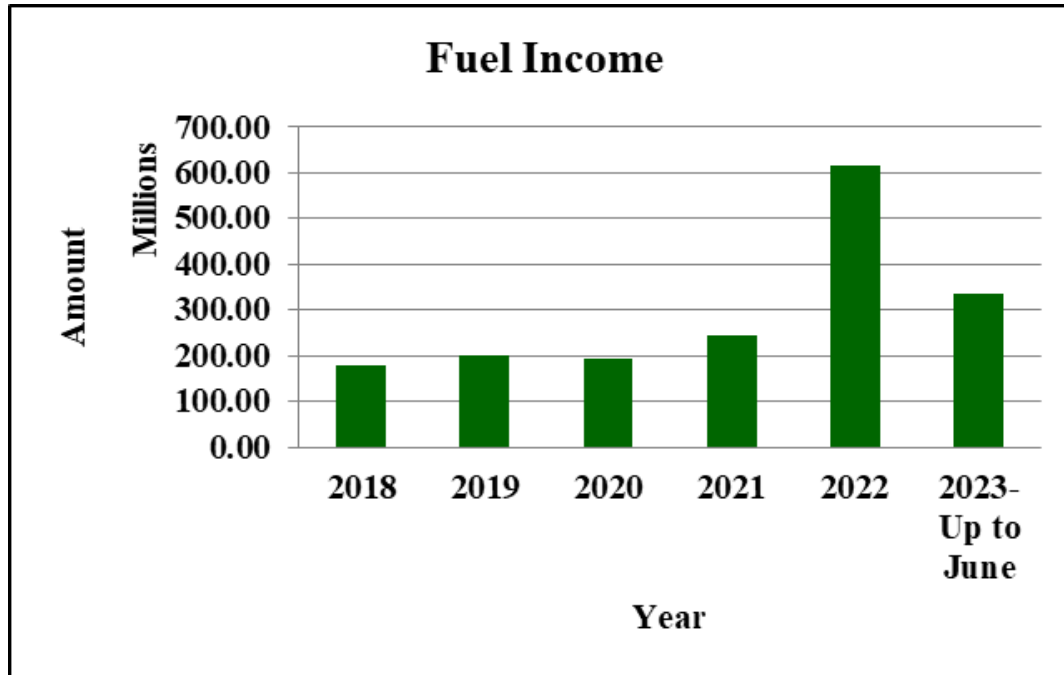
Year	2018	2019	2020	2021	2022	2023- Up to June
<b>Berthing Income</b>	128,394,693 <b>128 Mn</b>	130,239,096 <b>130 Mn</b>	132,408,496 <b>132 Mn</b>	119,585,598 <b>119 Mn</b>	214,083,702 <b>214 Mn</b>	122,664,085 <b>122 Mn</b>





## Fuel Income

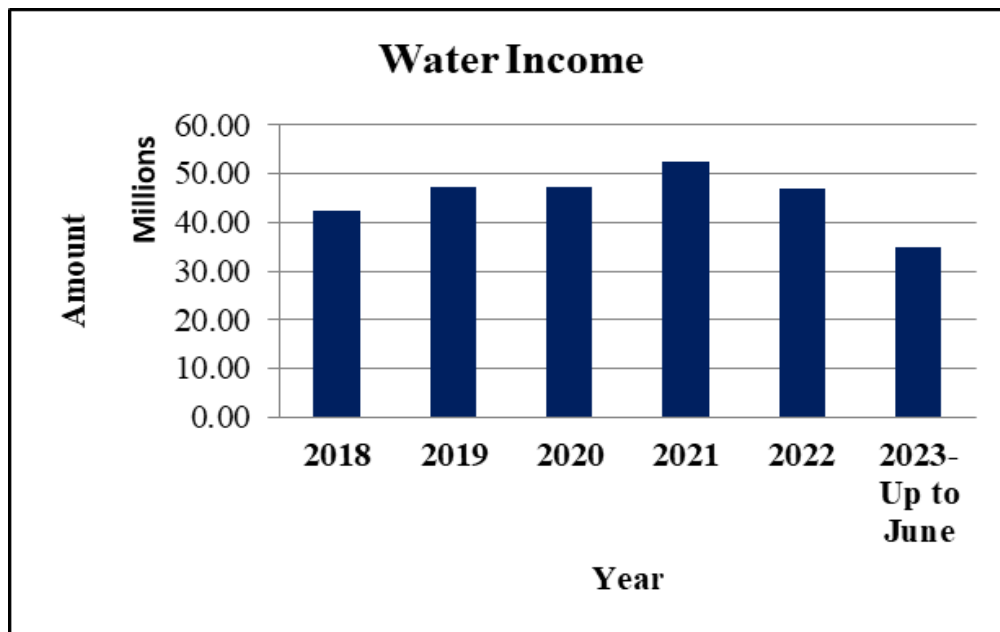
Year	2018	2019	2020	2021	2022	2023- Up to June
Fuel Income	177,056,030 <b>177 Mn</b>	200,505,999 <b>200.5 Mn</b>	194,647,278 <b>194.6 Mn</b>	245,106,702 <b>245 Mn</b>	614,902,544 <b>614.9 Mn</b>	335,131,881 <b>335 Mn</b>





## Water Income

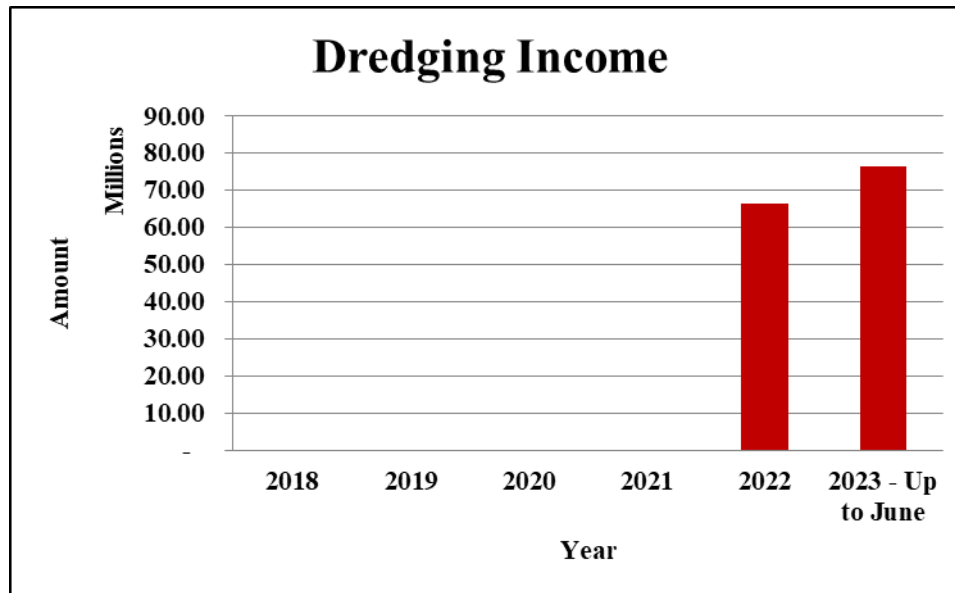
Year	2018	2019	2020	2021	2022	2023- Up to June
Water Income	42,221,661.00 <b>42 Mn</b>	47,347,851 <b>47Mn</b>	47,293,680 <b>47 Mn</b>	52,436,304 <b>52 Mn</b>	46,853,775 <b>46.8 Mn</b>	34,848,790 <b>34.8 Mn</b>





## Dredging income for private sector projects

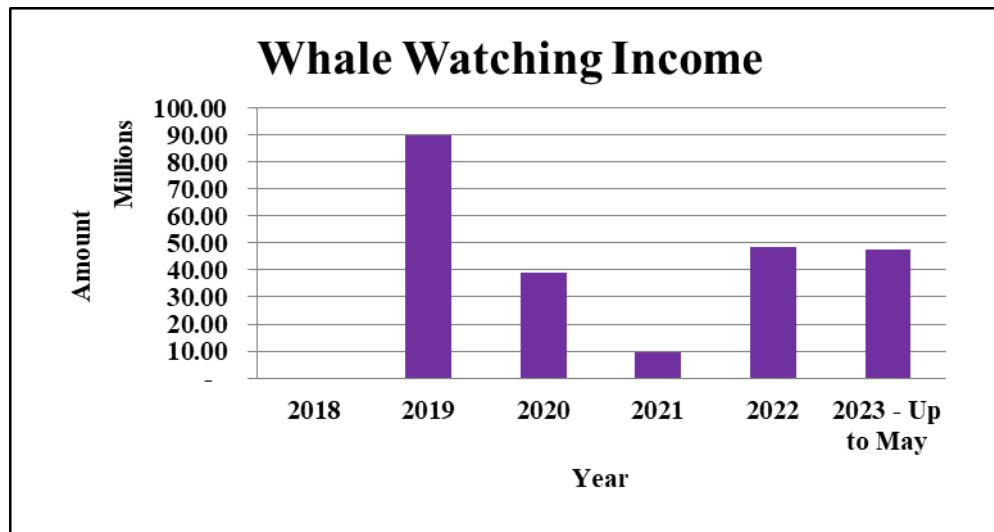
Year	2018	2019	2020	2021	2022	2023 - Up to June
Dredging Income	-	-	-	-	66,310,907 <b>66 Mn</b>	76,441,879 <b>76 Mn</b>





## Whale Watching Income

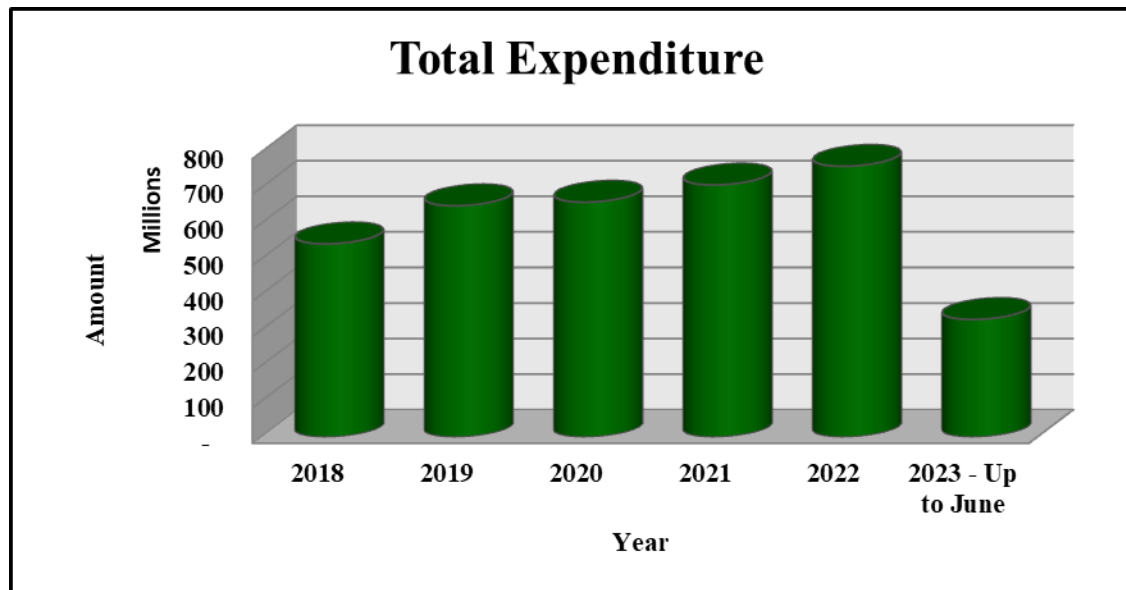
Year	2018	2019	2020	2021	2022	2023 - Up to May
Whale Watching Income	-	89,923,117 <b>89.9 Mn</b>	39,047,233 <b>39 Mn</b>	9,502,061 <b>9 Mn</b>	48,633,848 <b>48.6 Mn</b>	47,514,893 <b>47.5 Mn</b>





# Total Expenditure of Harbours 2018 - 2023

Year	2018	2019	2020	2021	2022	2023 - Up to June
Total Expenditure	543,447,916 <b>543 Mn</b>	650,482,005 <b>650 Mn</b>	660,634,747 <b>660.6 Mn</b>	709,120,305 <b>709 Mn</b>	761,493,144 <b>761 Mn</b>	330,913,881 <b>330.9 Mn</b>

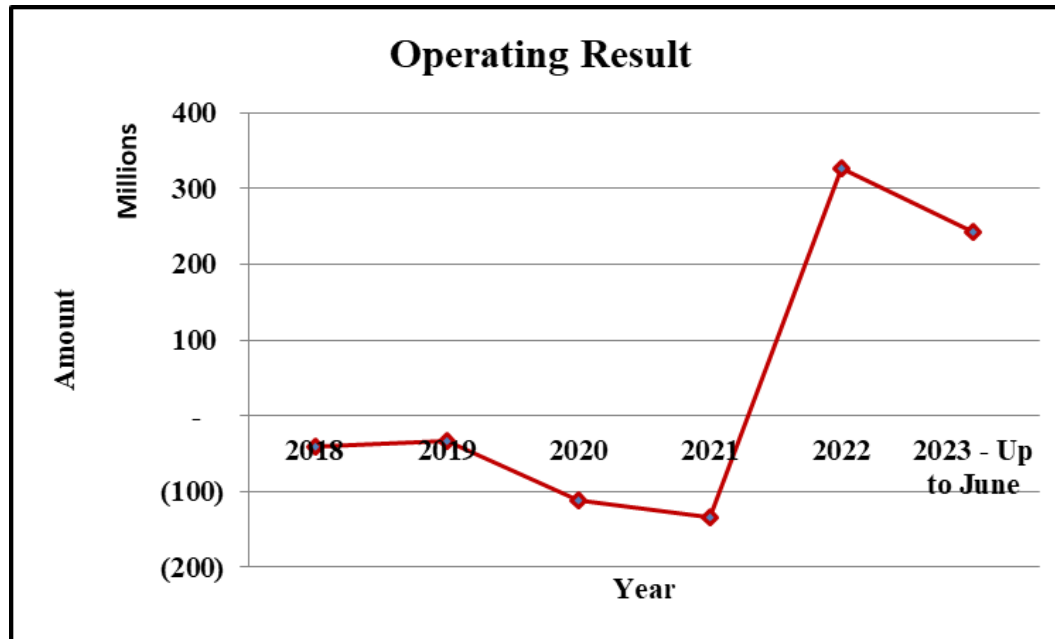






## Operation Result of Harbours 2018 - 2023

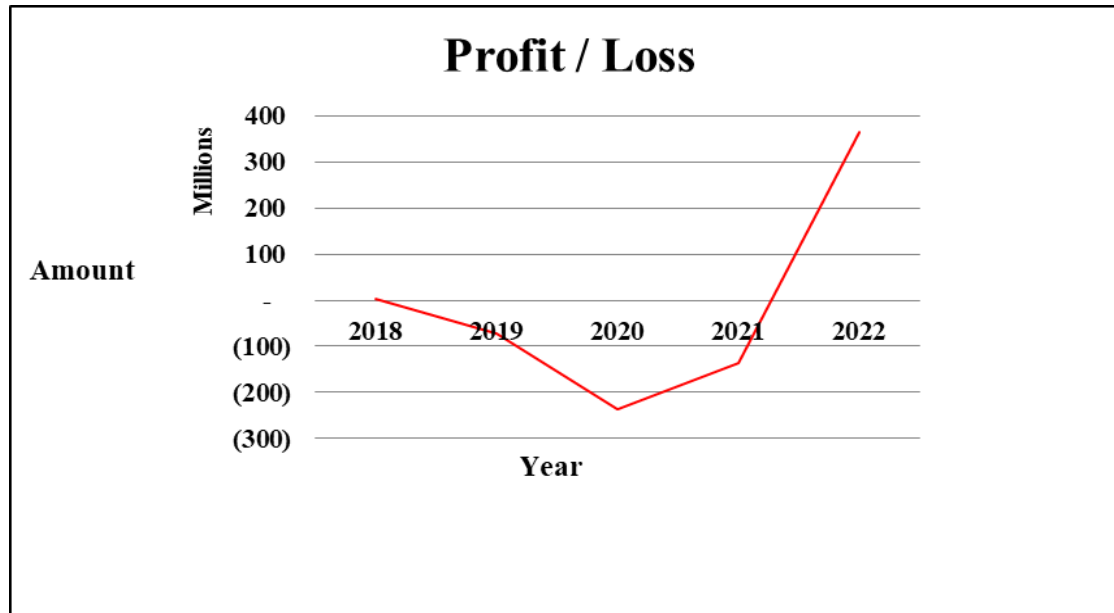
Year	2018	2019	2020	2021	2022	2023 - Up to June
Operating Result	(41,094,978)	(33,735,144)	(112,175,424)	(133,600,321)	327,178,810	243,376,358





# Final Accounts

Year	2018	2019	2020	2021	2022
Profit / Loss	2,696,534	(71,111,703)	(236,010,941)	(136,222,182)	363,998,388



**THANK YOU**

